

The application of a spray-coated Nano-CeO₂-Reinforced chitosan nanocomposite coating for banana preservation

Thien Dinh Le^{1,2}, Bao-Tran Tran Pham³, Thuong Thi Nguyen^{3,4}, Chi Nhan Ha Thuc^{1,2,*}



Use your smartphone to scan this QR code and download this article

ABSTRACT

Post-harvest fruit spoilage results in significant economic losses and raises food safety concerns; these issues have a profound impact on both human health and the environment. Bananas are rich in nutrients, but their high perishability is a major obstacle that has limited their export. This study investigates the effectiveness of a nanocomposite spray coating based on chitosan (CH) integrated with both hydrothermally prepared CeO₂ (hCeO₂) and solvothermally prepared CeO₂ (sCeO₂) at extending the shelf life of post-harvest bananas. The preservative capabilities of this nanocomposite spray coating were assessed using visual attributes, weight and water loss, firmness, total soluble solids, total acidity, and pH during storage. The results highlight the effectiveness of CH-sCeO₂ at limiting the weight loss and softening of bananas, delaying the climacteric peak, and slowing down physicochemical changes in comparison with CH-hCeO₂, Kadozan, and chitosan coatings, as well as uncoated fruit. Specifically, CH-sCeO₂ applied using the spray-coating method extended the shelf life of post-harvest bananas to 8 days at 25 °C and 64 % RH, providing an alternative approach to enhancing the storability of perishable fruits.

Key words: Chitosan, agricultural product preservation, biofilm, biodegradability

INTRODUCTION

Fresh bananas contribute significantly to overall health due to their rich nutrient profile and natural bioactive compounds¹. According to the FAO, Asia produces 54.4% of the world's banana supply, with an average consumption of approximately 12 kg/person/year¹. Bananas are an important source of reducing sugars, fiber, vitamins (B3, B6, B12, C, and E), phenolic compounds, flavonoids, carotenoids, and amino acids. Its peel constitutes 30–40% of the fruit's weight and contains high levels of fiber, pectin, protein, lipids, and trace minerals; its chemical composition varies with ripening stage². Specifically, its chemical composition changes significantly across the three main ripening stages: green (stage 1), yellow-green (stage 5), and yellow with brown spots (stage 7). These compositional changes affect the physical and chemical properties of the peel. Bananas have a high moisture content (70–80%) and are mildly acidic due to malic and oxalic acids. As climacteric fruits, bananas are highly perishable because continuous respiration accelerates ripening, leading to eventual spoilage.

Post-harvest techniques used to extend the storability of bananas include low-temperature storage, chemicals, ethylene-inhibiting gases, and edible coatings. Although low-temperature storage reduces respiration and microbial growth, temperatures below 13

°C can damage the peel, leading to discoloration and loss of flavor. Chemical agents such as nitrous oxide or salicylic acid can delay ripening, but carry toxicity risks that could affect consumer health (including nervous system damage) if allowed to accumulate³. 1-Methylcyclopropene (1-MCP) is an efficient ethylene inhibitor that helps extend the shelf life of the fruit, but it is prohibitively expensive and difficult to implement on large scales.

In recent years, edible coatings have become popular because they form a protective film, regulate gas exchange, reduce water loss, and lower respiration rates without introducing toxicity⁴. Chitosan is a natural polysaccharide obtained from the deacetylation of chitin, which is found in shrimp and crab shells as well as certain fungi. The chitosan structure consists of D-glucosamine and N-acetyl-D-glucosamine units linked by β-(1→4)-glycoside. In acidic media, chitosan becomes polycationic, giving it strong film-forming abilities as well as antimicrobial, antifungal, and antioxidant properties. These characteristics, combined with its high biodegradability, make chitosan a common ingredient in food preservation, especially as an edible coating to extend the shelf life of fruits and vegetables⁵.

Recent work has incorporated nanoparticles such as ZnO, TiO₂, and Ag to improve the mechanical properties, antimicrobial activity, and gas barrier perfor-

¹Faculty of Materials Science and Technology, University of Science, Ho Chi Minh City, Vietnam

²Vietnam National University, Ho Chi Minh City, Vietnam

³Institute of Applied Technology and Sustainable Development, Nguyen Tat Thanh University, Ho Chi Minh City, Vietnam

⁴Faculty of Applied Science and Technology, Nguyen Tat Thanh University, Ho Chi Minh City, Vietnam

Correspondence

Chi Nhan Ha Thuc, Faculty of Materials Science and Technology, University of Science, Ho Chi Minh City, Vietnam
Vietnam National University, Ho Chi Minh City, Vietnam

Email: htchnhan@hcmus.edu.vn

History

- Received: 20-08-2025
- Revised: 16-10-2025
- Accepted: 27-10-2025
- Published Online: 16-01-2026

DOI :

<https://doi.org/10.32508/stdj.v29i1.4572>



Check for updates

Cite this article : Le T D, Pham B T, Nguyen T T, Ha Thuc C N. **The application of a spray-coated Nano- CeO₂-Reinforced chitosan nanocomposite coating for banana preservation.** *VNUHCM J. Sci. Technol. Dev.* 2026; 29(1): 3926-3935.

This article was published during the journal title transition period from Science & Technology Development Journal 2026 (ISSN: 1859-0128) to VNUHCM Journal of Science and Technology Development; new ISSN pending assignment.

Copyright

© VNUHCM Press. This is an open-access article distributed under the terms of the Creative Commons Attribution 4.0 International license.



mance of these chitosan coatings^{6,7}. However, some of these particles, notably silver, can raise toxicity concerns if they migrate into food. They may also fail to inhibit ethylene, the hormone that drives ripening and fruit spoilage. Therefore, the identification of low-toxicity nanoparticles for the reinforcement of chitosan coatings is essential.

CeO₂ is a highly stable, water-insoluble material that possesses strong redox properties and is considered safe for human consumption⁸. Its fluorite cubic structure allows for reversible redox transitions between Ce³⁺ and Ce⁴⁺ states, creating oxygen vacancies on the surface of the material that enhance the adsorption and oxidation of ethylene. Indeed, the use of CeO₂ in packaging materials has increased recently as CeO₂ has been reported to be less hazardous than TiO₂ and ZnO⁹; specifically, it is considered to be safe at concentrations below 88 ppm, with no cytotoxic effects in biomedical studies¹⁰. The addition of CeO₂ into chitosan coating is expected to improve antioxidant capacity, reduce water loss, and decrease ethylene formation, thereby significantly extending the post-harvest shelf life of bananas.

Coating solutions are traditionally applied to fruit skins by dip-coating or spray-coating. Dip-coating involves immersing the fruit in solution for a set period before allowing it to drain, resulting in a uniform film on the surface of the fruit. This method is simple, requires minimal equipment, and the film created evenly covers the entire fruit, making it suitable for small-scale operations. Its main drawbacks include high consumption of the coating solution, low utilization efficiency, and the risk of microbial cross-contamination if the same solution is used for multiple fruits¹¹. In contrast, the spray-coating method uses mist-generating equipment to evenly disperse the coating solution onto the surface of the fruit. This technique uses the coating material more efficiently, allows for the precise control of coating thickness, is suitable for large-scale production, and carries a lower risk of cross-contamination¹². The choice between dip and spray methods has significant economic, environmental, and product-quality consequences.

This study investigates the application of a chitosan/CeO₂ nanocomposite coating to extend the post-harvest shelf life of bananas using the spray-coating technique. To the best of our knowledge, no work has been reported on the use of this chitosan/CeO₂ nanocomposite coating using a spray-coating approach for banana preservation. The effectiveness of this technique was assessed by comparing fresh bananas stored at 20 °C for 8 days under the following conditions: untreated bananas,

bananas coated with pure chitosan, bananas treated with a commercial chitosan solution (Kadozan), and bananas coated with the chitosan/CeO₂ nanocomposite. Physicochemical changes such as firmness, weight loss, peel color, total soluble solids, pH, total acidity, and CO₂ production rate were recorded during storage.

MATERIALS AND METHODS

Chemicals

The following chemicals were used in this study: chitosan (Sigma Aldrich, USA), Ce(NO₃)₃·6H₂O (Jiangxi, China), glycerol (Himedia, India), acetic acid 99.7%, n-butanol 99.5%, NaOH 99.5%, and ethanol 97.7% (Sinopharm Chemical Reagent, China).

Synthesis procedure of CeO₂

CeO₂ nanoparticles were synthesized via two methods. For the first method, hydrothermal synthesis¹³, 1.92 g of Ce(NO₃)₃·6H₂O is dissolved in 40 mL of distilled water under constant stirring for 30 min. Subsequently, 20 mL of 2M NaOH solution was added dropwise to the solution, forming a white precipitate. The suspension was transferred into a Teflon-lined stainless steel autoclave and dried at 180 °C for 24 h. The mixture was cooled to room temperature (27 °C), and the yellow precipitate was collected by centrifugation and washed repeatedly with 96% ethanol and distilled water until the wash solution reached pH = 7. The prepared sample was dried at 80 °C overnight and then calcined in a muffle furnace at 400 °C for 2 h (heating rate 5 °C/min) to yield hCeO₂.

The second method, solvothermal synthesis¹⁴, was investigated due to its simple implementation and low processing temperature. 1.92 g of Ce(NO₃)₃·6H₂O was dissolved in 60 mL of n-butanol under constant stirring for 30 min at room temperature (27 °C). The resulting solution was incubated in an oven at 140 °C for 12 h. After cooling to room temperature, the yellow precipitate was collected by centrifugation and washed repeatedly with ethanol and distilled water. The final product was dried at 80 °C for 12 h to yield solvothermally synthesized CeO₂ (sCeO₂) for subsequent characterization.

Synthesis procedure of chitosan/CeO₂ composite

sCeO₂ and hCeO₂ have previously been shown to intercalate with chitosan coating through hydrogen bonding and electrostatic interactions^{15,16}, thereby improving the mechanical strength and barrier properties of chitosan-based composites. A coating comprising chitosan (1%, w/v) integrated with sCeO₂ and

hCeO₂ (1.5%, w/w chitosan weight) exhibited the best overall performance and was selected for use in this study.

The 1% (w/v) chitosan (CH) solution was prepared by dissolving 1 g of chitosan powder in 100 mL of 1% (v/v) acetic acid at room temperature (27 °C). Glycerol (30%, w/w chitosan powder) was added to the chitosan solution under magnetic stirring for 1 h. sCeO₂ and hCeO₂ were gradually incorporated into the glycerol-plasticized chitosan solution and magnetically stirred for 60 min. The mixture was sonicated for 2 h to improve nanoparticle dispersion and facilitate the intercalation of sCeO₂ and hCeO₂ within the polymer matrices. The resulting CH-sCeO₂ and CH-hCeO₂ inoculants were employed in the subsequent preliminary banana preservation experiments.

Banana preservation using the spray-coating method

Bananas were selected for uniform ripeness, size, and weight. The bananas were washed with water to remove impurities and dried at 20 °C. They were then randomly divided into five groups: an uncoated control group, and four groups coated with Kadozan solution, pure chitosan, CH-hCeO₂, and CH-sCeO₂. The coatings were applied using an Oshima air compressor. 5 mL of coating solution was sprayed evenly onto the surface of the bananas using a hand-held spray gun; the nozzle was held at least 25 cm away from the fruit with an operating pressure of 3 bar. This procedure was repeated three times at 30-minute intervals to ensure a uniform coating on the peel.

Samples were stored at 20 °C and monitored for changes in appearance, browning index, weight loss rate, respiration rate, firmness, total soluble solids, total acidity, and pH in both coated and uncoated bananas.

Procedure for evaluating the physicochemical properties of bananas

Color measurements were performed using a CR-400 colorimeter (Konica Minolta, Japan) calibrated with a standard white plate ($Y = 93.8$, $x = 0.3134$, $y = 0.3194$). Measurements were taken in the CIE Lab color space under D65 illumination and standard 2° observer conditions. For each sample, three random points on the surface were measured, and the mean values of L, a, and b were recorded. The browning index (BI) was calculated according to the following equation:

$$BI = \frac{100 \times (x - 0.31)}{0.17}, \text{ with } x = \frac{a + 1.75 \times L}{5.645 \times L + a - 0.012 \times b}$$

CO₂ production in bananas with and without coating was measured using a GS6000 CO₂ analyzer (Illinois Instruments Inc.). The bananas were weighed and placed in a sealed 2 L container fitted with a rubber septum at 25 °C. CO₂ concentration was measured after 1 h of incubation. The instrument was operated in infrared (IR) absorption mode over a detection range of 0–100% CO₂ and an accuracy of ±0.2%. Measurements were continuously conducted at room temperature with a flow rate of approximately 100 mL/min. Readings were taken after the signal stabilized; results were expressed as percentage CO₂ concentration (% v/v).

The weight of each banana was measured using an F6001B electrical balance (Huanghua Faithful Instrument Co., Ltd.). The balance has a measurement range of 0.4–610 g, an accuracy of 0.1 g, and a temperature compensation range of 5–25 °C. The weight loss rate was calculated using the following formula:

$$\text{Weight loss (\%)} = \frac{m_{\text{initial day}} - m_{\text{next day}}}{m_{\text{initial day}}} \times 100$$

Fruit firmness was measured using a GY-3 fruit hardness tester (Wenzhou Sanhe Measuring Instrument Co., Ltd., China). The instrument was equipped with a 3-mm diameter stainless-steel probe and operated in the range between 0–20 kgf. Measurements were obtained by inserting the probe into the equatorial region of the fruit at a constant speed until the peel was completely punctured. The maximum force (kgf) required for penetration was recorded as the firmness value and was reported in N.

The total soluble solid (TSS) content of the fruit pulp was measured using a PAL-1 refractometer (Atago Co., Ltd.). The device has a measurement range of 0.0–53.0%, an accuracy of 0.2%, and a temperature compensation range of 10–100 °C with 1 °C accuracy. Titratable acidity (TA) was measured according to P. R. and K. S. A. Wantat¹⁷. In brief, 10 g of pulp sample was homogenized with 100 mL of distilled water for 60 s, then filtered through cotton wool. 10 mL of the filtrate was titrated with 0.1 N NaOH using 1% phenolphthalein as an indicator. The titration was stopped when the solution changed from colorless to a stable pink color that persisted for 30 s; the final burette reading was recorded at this point. TA was calculated using equation (10), using 0.067 as the milliequivalent factor for malic acid in bananas.

$$TA (\%) = \frac{V_{\text{NaOH}} \times C_{\text{NaOH}} \times 0.064 \times V_{\text{total juice}} \times 100}{10g}$$

The pH of the aforementioned filtrate was measured using a HI2211-02 benchtop pH meter (Hanna Instruments Inc.).

RESULTS AND DISCUSSION

Banana images and browning index

Figure 1 shows that all banana groups turned yellow by the second day of storage. Brown spots appeared on banana peels starting from the fourth day onward and developed quickly in the days following. Uncoated fruit was observed to spoil by day 5, while Kadozan- and chitosan-coated fruit spoiled after 6 days. Bananas treated with CH-sCeO₂ delayed spoilage until day 8, highlighting the superior performance of this nanocomposite coating.

The browning index (Figure 2 and Table 1) was consistent with these visual changes. In the control sample, the browning index increased rapidly from 87.54 (day 0) to 148.43 (day 5), while the coated samples exhibited slower increases. Among the coated groups, the CH-sCeO₂ group increased the slowest, from 80.15 (day 0) to 97.00 (day 5); this was approximately 3.5 times slower than the uncoated bananas. Once again, this demonstrates the effectiveness of the CH-sCeO₂ spray coating in limiting polyphenol oxidase activity and slowing phenolic oxidation, which are the primary causes of peel browning¹⁸.

^{abcde} Different letters within the same column indicate statistically significant differences across different days of storage according to the Tukey HSD test ($p < 0.05$).

¹²³ Different numbers within the same row indicate statistically significant differences across different coatings during storage according to the Tukey HSD test ($p < 0.05$).



Figure 1: Images of bananas across eight days of storage at 20 °C

Respiration rate of bananas

After harvest, bananas typically increase their respiration rate as they approach ripening¹⁹. The respiration

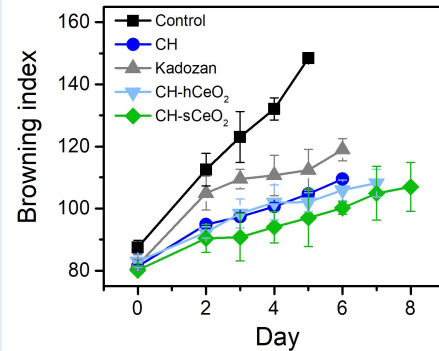
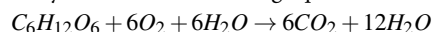


Figure 2: Browning index of bananas across eight days of storage.

rate is determined by the amount of CO₂ produced (mg CO₂/kg·h), which is an indicator of metabolic activity based on the following equation:



The control sample and Kadozan-coated bananas exhibited a more rapid increase in respiration rate compared to the other groups, reaching a peak of 352.83 mgCO₂/kg·h and 332.40 mgCO₂/kg·h, respectively, after three days of storage (Figure 3 and Table 2). The bananas sprayed with CH-hCeO₂ and CH-sCeO₂ exhibited slower respiration rate increases. The CH-hCeO₂-coated bananas peaked on day 4 (304.36 mg CO₂/kg·h), while the CH-sCeO₂-coated bananas peaked on day 5 (284.25 mg CO₂/kg·h). The delayed respiration peak of the CH-sCeO₂-coated bananas compared to the other groups indicates that this coating formed a semi-permeable membrane around the fruit, thereby reducing respiration, limiting ethylene activation, which is the primary hormone that accelerates ripening¹⁸. These results demonstrate that CH-sCeO₂ more effectively slows respiration compared to uncoated or conventionally coated bananas, delaying the ripening and softening.

Weight loss and the firmness of bananas

Weight loss was observed throughout the storage period due to the naturally perishable nature of bananas. The weight loss was inversely proportional to ripening time, reflecting the extent of moisture and volatile substance loss during storage²⁰. In general, weight loss increased with storage time (Figure 4 and Table 2). The control group, as well as the Kadozan- and chitosan-coated groups, exhibited a faster weight loss rate compared to the groups coated with CH-hCeO₂ and CH-sCeO₂. The control sample lost 11.04% of its weight after 5 days of storage, while the weight loss of

Table 1: Browning index of bananas across eight days of storage.

	Control	Kadozan	CH	CH-hCeO ₂	CH-sCeO ₂
Day 0	87.54 ^{a,1} ±2.27	81.84 ^{a,2} ±1.68	81.40 ^{a,3} ±0.54	82.98 ^{a,3} ±2.01	80.15 ^{a,3} ±1.28
Day 2	112.51 ^{b,1} ±5.24	104.98 ^{b,2} ±5.45	94.83 ^{b,3} ±1.34	92.33 ^{b,3} ±1.88	90.39 ^{b,3} ±4.50
Day 3	123.06 ^{bc,1} ±8.23	109.50 ^{bc,2} ±3.09	97.34 ^{bc,3} ±1.39	98.45 ^{bc,3} ±4.66	90.79 ^{bc,3} ±7.71
Day 4	132.09 ^{bcd,1} ±3.58	110.68 ^{bcd,2} ±6.50	100.60 ^{bcd,3} ±1.29	101.99 ^{bcd,3} ±5.60	94.02 ^{bcd,3} ±5.04
Day 5	148.43 ^{cde,1} ±0.71	112.41 ^{cde,2} ±6.61	104.75 ^{cde,3} ±0.69	102.07 ^{cde,3} ±3.03	97.00 ^{cde,3} ±9.29
Day 6	-	118.95 ^{d,2} ±3.55	109.52 ^{d,3} ±0.47	105.92 ^{d,3} ±3.29	100.14 ^{d,3} ±2.03
Day 7	-	-	-	108.23 ^{d,3} ±4.50	104.89 ^{d,3} ±8.70
Day 8	-	-	-	-	106.98 ^{de,3} ±7.89

CH-hCeO₂ and CH-sCeO₂ was 11.21% and 11.17%, respectively, after 6 days of storage. These results indicate that CeO₂ nanoparticles incorporated with chitosan coating act as an effective moisture barrier that limits evaporation, which is the primary cause of wilting and weight loss.

Firmness is a key indicator of the freshness and sensory quality of fruits. During ripening, firmness (or softness) is associated with three processes^{18,21}: (1) the breakdown of starch into soluble sugars; (2) the degradation of cell walls or the reduction of middle lamella adhesion due to the solubilization of pectic substances; and (3) the movement of water from the peel to the stem during ripening caused by osmosis. In general, the firmness of all banana groups decreased with storage time (Figure 5 and Table 2). The trends were similar to those of the weight loss results: firmness decreases in the control group, Kadozan-, chitosan-, and CH-hCeO₂-coated groups were faster than the CH-sCeO₂-coated group. The firmness of the control sample dropped from 43.04 N (day 0) to 11.22 N (day 5), while the firmness of the CH-sCeO₂ samples was as high as 11.34 N on day 8. These results demonstrate the effectiveness of chitosan coating reinforced with sCeO₂ in maintaining the firmness of bananas, slowing the softening process, preserving cellular tissue structure, and supporting post-harvest transport and storage.

^{abcde fgh} Different letters within the same column indicate statistically significant differences across different days of storage according to the Tukey HSD test (p < 0.05).

¹²³ Different numbers within the same row indicate statistically significant differences across different coatings during storage according to the Tukey HSD test (p < 0.05).

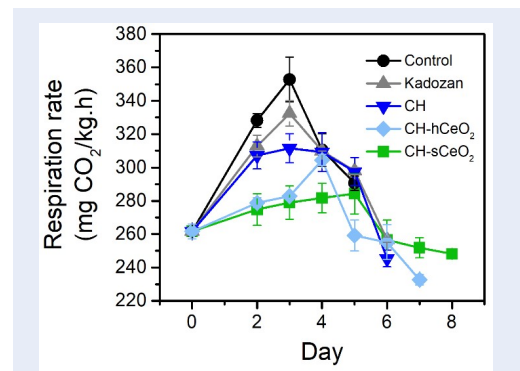


Figure 3: Respiration rate of bananas across eight days of storage.

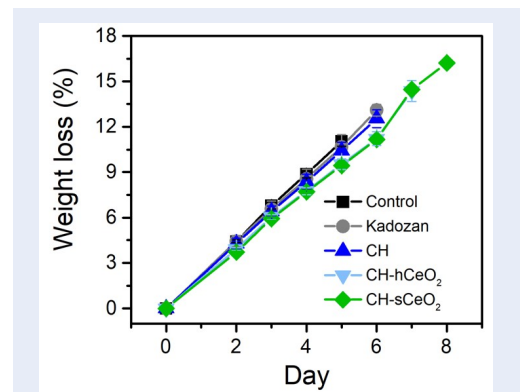


Figure 4: Weight loss rate of bananas across eight days of storage.

Table 2: Changes in respiration rate, weight loss rate, and firmness of bananas across eight days of storage.

		Control	Kadozan	CH	CH-hCeO ₂	CH-sCeO ₂
Respiration rate (mgCO ₂ /kg/h)	Day 0	261.60 ^{a,1} ±4.42	261.60 ^{a,1} ±4.42	261.60 ^{a,1} ±4.42	261.60 ^{a,2} ±4.42	261.60 ^{a,2} ±4.42
	Day 2	328.20 ^{cd,1} ±4.14	312.84 ^{cd,1} ±6.56	307.20 ^{cd,1} ±8.10	278.81 ^{cd,2} ±3.03	274.82 ^{cd,2} ±9.49
	Day 3	352.83 ^{d,1} ±13.47	332.40 ^{d,1} ±7.66	311.58 ^{d,1} ±8.68	282.78 ^{d,2} ±1.27	278.94 ^{d,2} ±9.94
	Day 4	310.55 ^{cd,1} ±9.78	309.87 ^{cd,1} ±0.08	309.29 ^{cd,1} ±11.75	304.36 ^{cd,2} ±3.38	281.70 ^{cd,2} ±8.83
	Day 5	290.57 ^{bc,1} ±4.30	297.88 ^{bc,1} ±2.24	297.56 ^{bc,1} ±8.47	259.28 ^{bc,2} ±9.31	284.25 ^{bc,2} ±12.05
	Day 6	-	256.69 ^{a,1} ±1.48	245.40 ^{a,1} ±5.05	255.07 ^{a,2} ±10.46	256.49 ^{a,2} ±11.88
	Day 7	-	-	-	232.65 ^{a,2} ±3.16	251.78 ^{a,2} ±6.10
	Day 8	-	-	-	-	248.12 ^{ab,2} ±3.09
	Weight loss rate (%)	Day 0	0.00 ^{a,1}	0.00 ^{a,1}	0.00 ^{a,1}	0.00 ^{a,2}
Day 2		4.43 ^{b,1} ±0.09	4.43 ^{b,1} ±0.38	4.29 ^{b,1} ±0.34	3.92 ^{b,2} ±0.10	3.73 ^{b,2} ±0.03
Day 3		6.80 ^{c,1} ±0.24	6.58 ^{c,1} ±0.51	6.42 ^{c,1} ±0.35	6.04 ^{c,2} ±0.17	5.94 ^{c,2} ±0.11
Day 4		8.88 ^{d,1} ±0.27	8.56 ^{d,1} ±0.64	8.36 ^{d,1} ±0.50	7.75 ^{d,2} ±0.23	7.71 ^{d,2} ±0.11
Day 5		11.04 ^{e,1} ±0.32	10.67 ^{e,1} ±0.80	10.42 ^{e,1} ±0.55	9.54 ^{e,2} ±0.36	9.43 ^{e,2} ±0.12
Day 6		-	13.10 ^{f,1} ±0.38	12.54 ^{f,1} ±0.58	11.21 ^{f,2} ±0.45	11.17 ^{f,2} ±0.11
Day 7		-	-	-	14.37 ^{g,2} ±0.69	14.46 ^{g,2} ±0.02
Day 8		-	-	-	-	16.23 ^{h,2} ±0.10
Firmness (N)		Day 0	43.04 ^{a,1} ±0.48	43.04 ^{a,12} ±0.48	43.04 ^{a,2} ±0.48	43.04 ^{a,3} ±0.48
	Day 2	21.34 ^{b,1} ±0.49	22.79 ^{b,12} ±0.30	24.87 ^{b,2} ±0.76	29.85 ^{b,3} ±0.55	29.48 ^{b,3} ±0.94
	Day 3	17.99 ^{c,1} ±0.71	18.47 ^{c,12} ±0.62	18.87 ^{c,2} ±0.53	21.55 ^{c,3} ±1.17	23.44 ^{c,3} ±0.86
	Day 4	14.58 ^{d,1} ±0.52	15.73 ^{d,12} ±0.47	16.73 ^{d,2} ±0.63	18.93 ^{d,3} ±0.29	21.85 ^{d,3} ±0.57
	Day 5	11.22 ^{e,1} ±0.57	11.33 ^{e,12} ±0.25	11.55 ^{e,2} ±0.11	17.00 ^{e,3} ±1.10	17.23 ^{e,3} ±0.89
	Day 6	-	8.00 ^{f,12} ±0.57	9.95 ^{f,2} ±0.28	13.82 ^{f,3} ±0.62	14.69 ^{f,3} ±0.45
	Day 7	-	-	-	11.22 ^{f,3} ±0.24	12.10 ^{f,3} ±0.59
	Day 8	-	-	-	-	11.34 ^{f,3} ±0.34

Physicochemical properties of bananas

TSS in fruits includes carbohydrates, organic acids, and amino acids. The TSS content reflects the degree of starch hydrolysis into sugars, which is an indicator closely related to sweetness²². In general, the TSS of all groups gradually increased with storage time (Figure 6 and Table 3). The uncoated sample exhibited a rapid increase in TSS, reaching 25.67% on day 5, while the CH-sCeO₂-coated sample only reached 23.70% on day 8. This demonstrates the effectiveness of the CH-sCeO₂ coating in slowing the conversion of starch into sugars compared to the control group. As shown in previous sections, the delayed respiration peak in coated fruits results in the delayed synthesis and utilization of metabolites, leading to lower TSS due to the slower hydrolysis of carbohydrates into

sugars.

TA gradually decreased over time as organic acids were consumed during respiration [18]. In general, the TA of all groups decreased with storage time (Figure 7 and Table 3). The control sample and the Kadozan-coated sample exhibited a more rapid decrease in TA compared to the other groups, while the CH-sCeO₂-coated group exhibited the slowest decline in TA. The control sample decreased from 5.03 (day 0) to 2.12 (day 5), while the CH-sCeO₂ sample had a TA of 2.23 on day 8, highlighting the effectiveness of the CH-sCeO₂ coating at delaying acidity loss during storage. This highlights the role that CeO₂ may play in inhibiting oxidation reactions and the adsorption of ethylene, thus slowing down the physiological ripening process of the fruit. Conse-

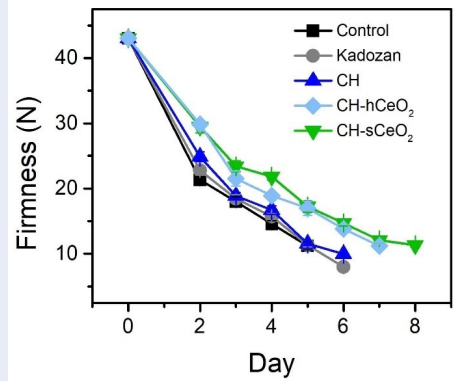


Figure 5: Firmness of bananas across eight days of storage.

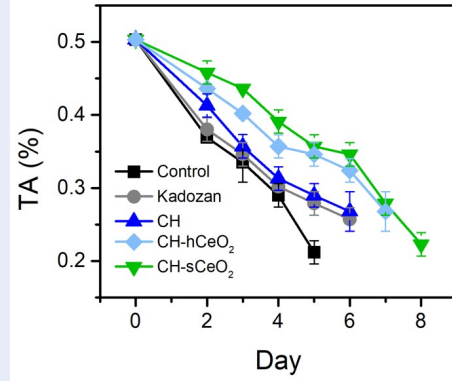


Figure 7: Titratable acidity across eight days of storage.

quently, the application of a nanocomposite coating helps maintain freshness and nutritional value during storage.

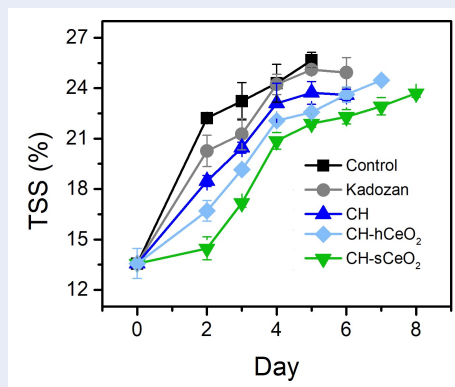


Figure 6: Total soluble solids content across eight days of storage.

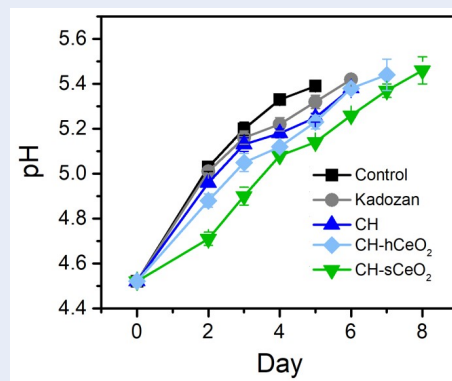


Figure 8: pH of bananas across eight days of storage.

Changes in pH are associated with what is potentially the most critical phase of banana ripening: the rapid consumption of substrates and metabolites as energy sources or organic acid metabolism²¹. Figure 8 and Table 3 illustrate the gradual increase in pH throughout the storage period due to the progressive consumption of organic acids during ripening. The control group exhibited a more rapid increase in pH compared to the other treatments, reaching a pH of 5.39 by day 5, while the CH-sCeO₂-coated samples exhibited the slowest pH rise, reaching a pH of 5.46 on day 8. Effective pH regulation reflects greater internal stability and chemical integrity during storage²². This is consistent with previous investigations into pH increases during banana storage^{4,23}. In summary, bananas coated with CH-sCeO₂ exhibited the slowest

respiration rate and metabolic activity, thus delaying ripening and extending the post-harvest shelf life of the fruit.

^{abcdefg} Different letters within the same column indicate statistically significant differences across different days of storage according to the Tukey HSD test ($p < 0.05$).

¹²³⁴ Different numbers within the same row indicate statistically significant differences across different coatings during storage according to the Tukey HSD test ($p < 0.05$).

Table 4 shows that using the dip-coating technique for CH-hCeO₂ and CH-sCeO₂ extends banana shelf life to around ~10–12 days; in contrast, the spray-coating technique extends shelf life by 7–8 days. Immersion allows the solution to reach all fruit surfaces, including depressions and microcracks that sprays may miss, leading to a more continuous and uniform film layer. In addition, the dip-coating enhances polymer

Table 3: Changes in total soluble solids, total acidity, and pH of bananas across 8 days of storage.

		Control	Kadozan	CH	CH-hCeO ₂	CH-sCeO ₂
Total soluble solids content (%)	Day 0	13.57 ^{a,1} ±0.90	13.57 ^{a,1} ±0.90	13.57 ^{a,2} ±0.90	13.57 ^{a,2} ±0.90	13.57 ^{a,3} ±0.90
	Day 2	22.23 ^{b,1} ±0.21	21.27 ^{b,1} ±0.93	20.47 ^{b,2} ±0.33	16.70 ^{b,2} ±0.62	14.47 ^{b,3} ±0.68
	Day 3	23.23 ^{b,1} ±1.11	21.27 ^{b,1} ±0.93	20.47 ^{b,2} ±0.33	19.17 ^{b,2} ±0.09	17.17 ^{b,3} ±0.25
	Day 4	24.30 ^{c,1} ±1.12	24.23 ^{c,1} ±0.60	23.10 ^{c,2} ±1.20	22.07 ^{c,2} ±0.17	20.87 ^{c,3} ±0.50
	Day 5	25.67 ^{cd,1} ±0.47	25.10 ^{cd,1} ±0.08	23.73 ^{cd,2} ±0.68	22.57 ^{cd,2} ±0.17	21.90 ^{cd,3} ±0.22
	Day 6	-	24.93 ^{d,1} ±0.90	23.60 ^{d,2} ±0.33	23.63 ^{d,2} ±0.45	22.30 ^{d,3} ±0.43
	Day 7	-	-	-	24.47 ^{d,2} ±0.05	22.93 ^{d,3} ±0.52
	Day 8	-	-	-	-	23.70 ^{d,3} ±0.24
Total acidity (10-1 %)	Day 0	5.03 ^{a,1} ±0.00	5.03 ^{a,12} ±0.00	5.03 ^{a,2} ±0.00	5.03 ^{a,3} ±0.00	5.03 ^{a,3} ±0.00
	Day 2	3.69 ^{b,1} ±0.00	3.80 ^{b,12} ±0.16	4.13 ^{b,2} ±0.16	4.36 ^{b,3} ±0.00	4.58 ^{b,3} ±0.16
	Day 3	3.35 ^{c,1} ±0.27	3.46 ^{c,12} ±0.16	3.57 ^{c,2} ±0.16	4.02 ^{c,3} ±0.00	4.36 ^{c,3} ±0.00
	Day 4	2.90 ^{d,1} ±0.16	3.02 ^{d,12} ±0.00	3.13 ^{d,2} ±0.16	3.57 ^{d,3} ±0.16	3.91 ^{d,3} ±0.16
	Day 5	2.12 ^{e,1} ±0.16	2.79 ^{e,12} ±0.16	2.90 ^{e,2} ±0.16	3.46 ^{e,3} ±0.16	3.57 ^{e,3} ±0.16
	Day 6	-	2.57 ^{e,12} ±0.16	2.68 ^{e,2} ±0.27	3.24 ^{e,3} ±0.16	3.46 ^{e,3} ±0.16
	Day 7	-	-	-	2.68 ^{f,3} ±0.27	2.79 ^{f,3} ±0.16
	Day 8	-	-	-	-	2.23 ^{f,3} ±0.16
pH	Day 0	4.52 ^{a,1} ±0.02	4.52 ^{a,12} ±0.02	4.52 ^{a,23} ±0.02	4.52 ^{a,4} ±0.02	4.52 ^{a,3} ±0.02
	Day 2	5.03 ^{b,1} ±0.02	5.01 ^{b,12} ±0.01	4.96 ^{b,23} ±0.00	4.88 ^{b,4} ±0.03	4.71 ^{b,3} ±0.03
	Day 3	5.20 ^{c,1} ±0.03	5.16 ^{c,12} ±0.03	5.13 ^{c,23} ±0.03	5.05 ^{c,4} ±0.04	4.90 ^{c,3} ±0.04
	Day 4	5.33 ^{d,1} ±0.02	5.22 ^{d,12} ±0.03	5.18 ^{d,23} ±0.02	5.12 ^{d,4} ±0.01	5.08 ^{d,3} ±0.00
	Day 5	5.39 ^{e,1} ±0.01	5.32 ^{e,12} ±0.03	5.25 ^{e,23} ±0.02	5.23 ^{e,4} ±0.03	5.14 ^{e,3} ±0.01
	Day 6	-	5.42 ^{f,12} ±0.02	5.38 ^{f,23} ±0.02	5.38 ^{f,4} ±0.02	5.26 ^{f,3} ±0.01
	Day 7	-	-	-	5.44 ^{g,4} ±0.07	5.37 ^{g,3} ±0.03
	Day 8	-	-	-	-	5.46 ^{g,3} ±0.06

penetration and adhesion, improving the mechanical integrity and barrier properties of the coating. In contrast, spray-coating uses less solution and reduces the risk of microbial cross-contamination.

CONCLUSIONS

The results of this study show that a chitosan spray integrated with sCeO₂ nanoparticles is highly effective at preserving post-harvested bananas. This nanocomposite coating slows browning, respiration, softening, and weight loss, while also reducing physicochemical changes (i.e., TSS, TA, and pH) throughout the storage. The CH-sCeO₂ coating exhibited the best performance out of all samples tested, which included uncoated samples and samples with pure chitosan coating, commercial coating (Kadozan), and CH-hCeO₂

coating, highlighting its strong practical potential for banana preservation. This study contributes to the literature by providing an alternative to traditional preservatives in the form of an effective, safe, and feasible approach to post-harvest preservation.

LIST OF ABBREVIATIONS

TSS : Total soluble solids

TA : Total acidity

CONFLICTS OF INTEREST

We declare that there are no conflicts of interest among the members of the research team.

Table 4: Comparison of the effectiveness of chitosan-based nanocomposite coatings for enhancing the storability of post-harvest bananas.

Coating formulation	Banana harvesting location	Coating method	Storage condition	Weight loss	Ref
Chitosan and 3% (w/w) silver-immobilized graphene oxide	Ho Chi Minh City, Viet Nam (Musa acuminata 'cau')	Dipping	10 days at room temperature	14%	22
Chitosan/gum arabic/0.5% (w/w) ZnO NPs (pretreated with 0.01% NaClO)	Ho Chi Minh City, Viet Nam (Musa acuminata L.)	Dipping	17 days at 35°C and 54 % RH	~15.5%	24
Chitosan with 1.5% (w/w) sCeO ₂	Lam Dong province, Viet Nam (Musa sapientum L. 'Laba')	Dipping	10 days at 20°C and 64% RH	15.25%	16
Chitosan with 1.5% (w/w) hCeO ₂	Lam Dong province, Viet Nam (Musa sapientum L. 'Laba')	Dipping	12 days at 20°C and 64% RH	16.32%	15
Chitosan with 1.5% (w/w) sCeO ₂	Lam Dong province, Viet Nam (Musa sapientum L. 'Laba')	Spraying	8 days at 20°C and 64% RH	16.27%	This study
Chitosan with 1.5% (w/w) hCeO ₂	Lam Dong province, Viet Nam (Musa sapientum L. 'Laba')	Spraying	7 days at 20°C and 64% RH	14.37%	This study

AUTHORS' CONTRIBUTIONS

Thien Dinh Le: Conducted experiments, performed statistical analysis, compiled measurement data, and drafted the manuscript.

Bao-Tran Tran Pham: Conducted experiments and performed sample measurements.

Thuong Thi Nguyen: Provided research direction, advised on the research approach, and revised the manuscript.

Ha Thuc Chi Nhan: Provided research direction, advised on the research approach, and revised the manuscript.

ACKNOWLEDGEMENTS

This research is funded by Vietnam National University, Ho Chi Minh City (VNU-HCM) under grant number 562-2025-18-03.

REFERENCES

- Aurore G, Parfait B, Fahrasmane L. Bananas, raw materials for making processed food products. *Trends Food Sci Technol.* 2009;20(2):78–91. Available from: <https://doi.org/10.1016/j.tifs.2008.10.003>.
- Zhang P, Whistler RL, Bemiller JN, Hamaker BR. Banana starch: production, physicochemical properties, and digestibility—a review. *Carbohydr Polym.* 2005;59(4):443–58. Available from: <https://doi.org/10.1016/j.carbpol.2004.10.014>.
- Emaga TH, Robert C, Ronkart SN, Wathélet B, Paquot M. Dietary fibre components and pectin chemical features of peels during ripening in banana and plantain varieties. *Bioresour Technol.* 2008;99(10):4346–54. Available from: <https://doi.org/10.1016/j.biortech.2007.08.030>.
- Madan RK, Levitt J. A review of toxicity from topical salicylic acid preparations. Mosby Inc.; 2014. Available from: <https://doi.org/10.1016/j.jaad.2013.12.005>.

- Baez-Sañudo M, Siller-Cepeda J, Muy-Rangel D, Heredia JB. Extending the shelf-life of bananas with 1-methylcyclopropene and a chitosan-based edible coating. *J Sci Food Agric.* 2009;89(14):2343–9. Available from: <https://doi.org/10.1002/jsfa.3715>.
- Rinaudo M. M. Rinaudo, Chitin and chitosan: properties and applications. *Prog Polym Sci.* 2006;31(7):603–32. Available from: <https://doi.org/10.1016/j.progpolymsci.2006.06.001>.
- La DD, Nguyen-Tri P, Le KH, Nguyen PT, Nguyen MD, Vo AT, et al. Effects of antibacterial ZnO nanoparticles on the performance of a chitosan/gum arabic edible coating for post-harvest banana preservation. *Prog Org Coat.* 2021;151. Available from: <https://doi.org/10.1016/j.porgcoat.2020.106057>.
- de Menezes FLG, de Lima Leite RH, dos Santos FKG, Aria AI, Aroucha EM. TiO₂-enhanced chitosan/cassava starch biofilms for sustainable food packaging. *Colloids Surf A Physicochem Eng Asp.* 2021;630. Available from: <https://doi.org/10.1016/j.colsurfa.2021.127661>.
- Wang T, Zhai X, Huang X, Li Z, Zhang X, Zou X, et al. Effect of different coating methods on coating quality and mango preservation. *Food Packag Shelf Life.* 2023;39. Available from: <https://doi.org/10.1016/j.fpsl.2023.101133>.
- Gui X, Shang B, Yu Y. Applications of electrostatic spray technology in food preservation. *Lebensm Wiss Technol.* 2023;190. Available from: <https://doi.org/10.1016/j.lwt.2023.115568>.
- Alhumaimess M, Aldosari O, Alshammari H, Kamel MM, Betiha MA, Hassan HM. Ionic liquid green synthesis of CeO₂ nanorods and nano-cubes: investigation of the shape dependent on catalytic performance. *J Mol Liq.* 2019;279:649–56. Available from: <https://doi.org/10.1016/j.molliq.2019.02.014>.
- Appu M, Wu H, Chen H, Huang J. Tea polyphenols mediated biogenic synthesis of chitosan-coated cerium oxide (CS/CeO₂) nanocomposites and their potent antimicrobial capabilities. *Environ Sci Pollut Res Int.* 2023;30(15):42575–86. Available from: <https://doi.org/10.1007/S11356-022-19349-X/METRICS>.
- Chakraborty S, Sahoo KR, Bera D, Ghosh CK, Roy L. Mechanistic insights of free radical scavenging-driven stabilization of edible oils and their shelf life extension using CeO₂ nanoparticles. *Food Chem.* 2025;472. Available from: <https://doi.org/10.1016/j.foodchem.2025.142834>.

14. Walton RI. Solvothermal synthesis of cerium oxides. *Prog Cryst Growth Charact Mater.* 2011;57(4):93–108. Available from: <https://doi.org/10.1016/j.pcrysgrow.2011.10.002>.
15. Keller N, Ducamp MN, Robert D, Keller V. Ethylene removal and fresh product storage: a challenge at the frontiers of chemistry. Toward an approach by photocatalytic oxidation. *Chem Rev.* 2013;113(7):5029–70. Available from: <https://doi.org/10.1021/cr900398v>.
16. Luo W, Rong J, Zhao W, Kang K, Long L, Yao X. Morphology and crystal dependence of CeO₂ catalysts: activity and mechanism for the selective catalytic reduction of NO_x with NH₃. *Chem Eng J.* 2022;444. Available from: <https://doi.org/10.1016/j.cej.2022.136488>.
17. Wantat A, Rojsitthisak P, Seraypheap K, R P, Wantat KSA. Inhibitory effects of high molecular weight chitosan coating on Hom Thong/banana fruit softening. *Food Packag Shelf Life.* 2021;29. Available from: <https://doi.org/10.1016/j.fpsl.2021.100731>.
18. Jongsri P, Wangsomboondee T, Rojsitthisak P, Seraypheap K. Effect of molecular weights of chitosan coating on postharvest quality and physicochemical characteristics of mango fruit. *Lebensm Wiss Technol.* 2016;73:28–36. Available from: <https://doi.org/10.1016/j.lwt.2016.05.038>.
19. Pham BT, Tran TD, Phung TK, Bach LG, Van Nguyen D, Nguyen TT. Pectin/agarose-based coating functionalized with Piper betel L. extract for enhancing storability of postharvest bananas. *Prog Org Coat.* 2023;185. Available from: <https://doi.org/10.1016/j.porgcoat.2023.107916>.
20. Pham BT, Hoang HT, Trinh CD, Bui QT, Phung TK, Nguyen TT. Development of gelatin/agarose active coatings functionalized with Ocimum gratissimum L. essential oil for enhancing storability of 'Booth 7' avocado. *Int J Biol Macromol.* 2023;253(Pt 8). Available from: <https://doi.org/10.1016/j.ijbiomac.2023.127516>.
21. Dadzie BK, Orchard JE. Routine post-harvest screening of banana/plantain hybrids: criteria and methods. 1997;
22. Wei H, Li L, Zhang T, Seidi F, Chen Q, Xiao H. Surface-Modified CeO₂-Octahedron-Supported Pt Nanoparticles as Ethylene Scavengers for Fruit Preservation. *ACS Appl Nano Mater.* 2023;6(5):3738–49. Available from: <https://doi.org/10.1021/acsnm.2c05454>.
23. Das DK, Dutta H, Mahanta CL. Development of a rice starch-based coating with antioxidant and microbe-barrier properties and study of its effect on tomatoes stored at room temperature. *Lebensm Wiss Technol.* 2013;50(1):272–8. Available from: <https://doi.org/10.1016/j.lwt.2012.05.018>.
24. Yang Z, Zhai X, Zhang C, Shi J, Huang X, Li Z, et al. Agar/TiO₂/radish anthocyanin/neem essential oil biocomposite bilayer films with improved bioactive capability and electrochemical writing property for banana preservation. *Food Hydrocoll.* 2022;123. Available from: <https://doi.org/10.1016/j.foodhyd.2021.107187>.